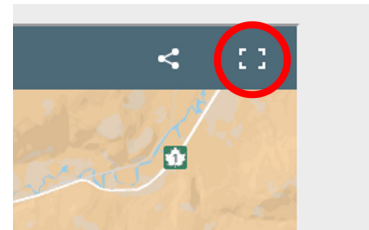
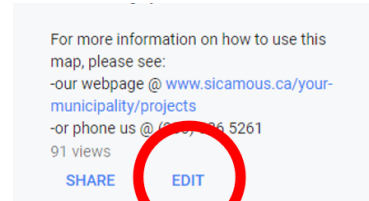


MAP INSTRUCTIONS

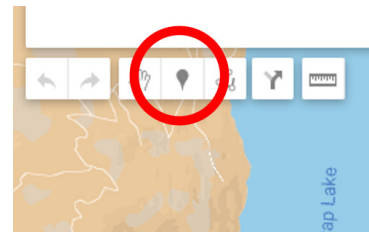
1. Enlarge the map to make it full screen



2. In the top left-hand corner click **EDIT**

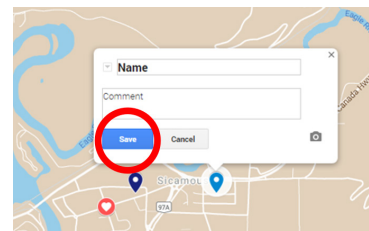


3. Click the **PIN** button at the top of the screen



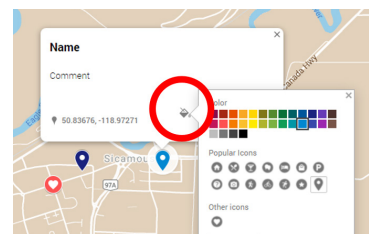
4. Click the spot on the map you would like to place the pin

5. A box will appear where you can **NAME** your pin and write a **COMMENT** if you would like and click save

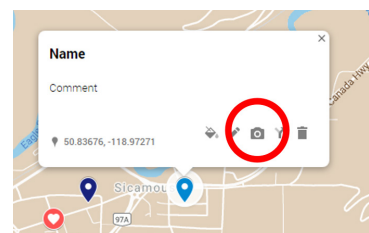


6. You can change the **COLOUR** or **SYMBOL** for your pin by clicking the icons below your comment

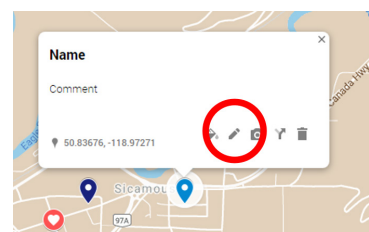
7. Select **RED** for something you don't like an **GREEN** for something you do



8. You can also upload an **IMAGE** by clicking the **CAMERA** **ICON**



9. Click the **PEN ICON** if you want to edit your comment



THANK YOU FOR SHARING YOUR THOUGHTS!